



BESPOKE IN MOTION HOME THEATER ORDER FORM

DEALER/SHOWROOM: _____

SALESPERSON: _____

DATE: _____

PO#: _____

SIDEMARK: _____

STEP 1 • SELECT SILHOUETTES

(M) Indicates seat with motion

When selecting silhouettes, if a center table is used it must be configured with an arm on each side. To create a loveseat within the arrangement, use both a Left Arm Theater Seating Chair and a Right Arm Theater Seating Chair.

STAND ALONE MOTION FRAMES

LEFT ARM THEATER SEATING CHAIR
BAMOTN-LCO



Quantity _____

RIGHT ARM THEATER SEATING CHAIR
BAMOTN-RCO



Quantity _____

TWO ARM THEATER SEATING CHAIR
BAMOTN-INC



Quantity _____

INCLINER

A Baker incliner creates a relaxed seating experience. The seat and inside back slide forward and a legrest extends while the outside back remains in a fixed position. An incliner needs extra space only in front of the piece. Chair depth is 40" and full extension depth is 67".

Possible Theater Seating Configurations



Configuration shown includes (1) Two Arm Theater Seating Chair and (3) Left Arm Theater Seating Chairs.



Configuration shown includes (4) Two Arm Theater Seating Chairs and (3) Center Tables.



Configuration shown includes (2) Two Arm Theater Seating Chairs, (1) Left Arm Theater Seating Chair, (1) Right Arm Theater Seating Chair, (1) Left Table, (2) Center Tables, and (1) Right Table.

STEP 2 • SELECT CUSHION WIDTH

☐ 23"

☐ 26"

STEP 3 • SELECT ARM STYLE



☐ Wellless
Wide Track
Arm 6"W





☐ Wellless
Modern Track
Arm 9"W



☐ Wellless
Wide Slope
Arm 9"W

OVERALL WIDTH BY ARM STYLE

	Standard Seat Width	Wide Track Arm 6"W	Modern Track Arm 9"W	Wide Slope Arm 9"W
 TWO ARM THEATER SEATING CHAIR BAMOTN-INC	23" Seat	35"	41"	41"
	26" Seat	38"	44"	44"
 LEFT OR RIGHT ARM THEATER SEATING CHAIR BAMOTN-LCO or BAMOTN-RCO	23" Seat	29"	32"	32"
	26" Seat	32"	35"	35"

STEP 4 • DRINK HOLDER OPTIONS Not available in Wide Track Arm.

☐ BLACK STAINLESS STEEL
*Upcharge

☐ BRUSHED STAINLESS STEEL
*Upcharge

☐ NONE

STEP 5 • SELECT THEATER TABLES

Center tables require arms on each side. Left or Right tables may be added to the ends of any configuration.
Lay-on wireless charging is standard within each table.



- ☐ Slope Arm Theater Table 10"W
BAMOTN-TS
*Upcharge



- ☐ Track Arm Theater Table 10"W
BAMOTN-TT
*Upcharge

- ☐ Pop-up Outlet
*Upcharge

The pop-up outlet includes 2 outlets,
(1) USB-A, and (1) USB-C that is
concealed with a pop-up mechanism.



- ☐ Left
Quantity _____




- ☐ Center
Quantity _____




- ☐ Right
Quantity _____


STEP 6 • SELECT LEG STYLE




- ☐ Medium
Block Leg
5"W x 2"H



- ☐ Old Brass
Block Leg
5"W x 2"H
*Upcharge



- ☐ Platinum
Nickel
Block Leg
5"W x 2"H
*Upcharge



- ☐ Modern Block Leg
8"W x 2"H
Recommended for Wide
Slope Arm & Modern
Track Arm. Not available
on Wide Track Arm.

STEP 7 • SELECT EDGE

Applied to the cushions and outside back.

- ☐ WELTED EDGES

Generally applied to the base,
outside back, cushions, and
back pillows.

- ☐ WELTLESS EDGES

- ☐ WELTLESS TOP STITCH EDGES*

Generally applied to cushions,
back pillows, and arms.

*Upcharge

STEP 8 • SELECT CUSHION FILL

For full item descriptions, please refer to the Baker-McGuire price list.

SELECT YOUR SEAT CUSHION

- ☐ BAKER COMFORT
(Standard)

- ☐ BAKER COMFORT PLUSH
*Upcharge

- ☐ BAKER FIRM SPRING DOWN
*Upcharge

- ☐ BAKER FIBERLUX
(Hypoallergenic)

SELECT YOUR BACK PILLOW

- ☐ BAKER COMFORT ULTRA PLUSH
(Standard)

- ☐ BAKER COMFORT

- ☐ BAKER FIBERLUX
(Hypoallergenic)

STEP 9 • SELECT LEG FINISH

WOOD AND PAINT FINISH OPTIONS

- ☐ TIER 1

- ☐ TIER 3 (upcharge)

- ☐ TIER 2 (upcharge)

- ☐ TIER 4 (upcharge)

STEP 10 • SELECT THEATER TABLE FINISH (if applicable or selected)

WOOD AND PAINT FINISH OPTIONS

- ☐ TIER 1

- ☐ TIER 3 (upcharge)

- ☐ TIER 2 (upcharge)

- ☐ TIER 4 (upcharge)

Please note overall dimensions on your sketch.

PLUG IN (included) ☒ BATTERY PACK (upcharge)